



## Expanding Access for Ohio's Publicly Funded Child Care

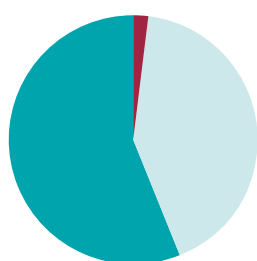
### An Essential Support for Working Families

Ohio offers Publicly Funded Child Care (PFCC) to working families at or below 130% of the Federal Poverty Level (FPL). The program, however, fails to support many more low-income, working families who are unable to achieve self-sufficiency without child care support. A single mother of two children (an infant and a 4-year-old) in Franklin County who has an annual gross income of \$41,560 (e.g. Community Health Worker, Construction Worker) does not qualify for PFCC under current eligibility rules and would have to spend 41% of her annual gross income on child care. After meeting all other basic needs, the family would be left with substantially less expendable income than a family at 130% of the FPL.

**24% OF CHILDREN**  
between birth and 4-years-old in Ohio  
**ARE LIVING IN POVERTY**<sup>1</sup>

**60% OF FAMILIES**  
LIVING IN POVERTY ARE  
single parents with children<sup>1</sup>

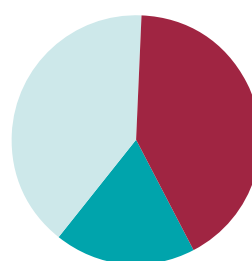
**With 130% FPL as current eligibility, poor working families cannot afford quality child care, and Ohio's low child care eligibility perpetuates the cycle of poverty.**



**AT 130% FPL = ELIGIBLE**  
\$27,014 annual income (\$12.99/hour)<sup>2</sup>

- Child Care Costs: \$527<sup>3</sup>
- Other Living Expenses: \$11,376<sup>5</sup>
- Remaining Expendable Annual Income: \$15,111

**VS.**



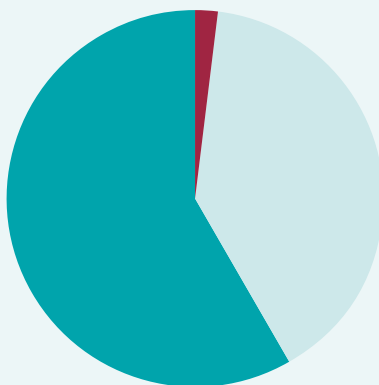
**AT 200% FPL = NOT ELIGIBLE**  
\$41,560 annual income (\$19.98/hr)<sup>2</sup>

- Child Care Costs: \$17,367<sup>4</sup>
- Other Living Expenses: \$16,596<sup>5</sup>
- Remaining Expendable Annual Income: \$7,598

**Too many working parents in Ohio have to choose between 1.) dropping out of the workforce, or 2.) putting their child in a low-quality or unsafe environment.**

### If We **EXPAND PFCC** Eligibility to 200% FPL...

this same parent does not have to choose. She can financially support her family, work toward self-sufficiency to break out of poverty, and know that her children are in a safe, nurturing and developmentally appropriate, high-quality environment.



**IF 200% FPL = ELIGIBLE**  
Same \$41,560 annual income (\$19.98/hr)

- Child Care Costs: \$809.64<sup>3</sup>
- Other Living Expenses: \$16,596<sup>5</sup>
- Remaining Expendable Annual Income would be: \$24,154

High-quality child care lays a strong foundation during the most critical period of a child's development so that our state's most at-risk children don't have to face the same difficult decisions their parents did, and can break free from the cycle of poverty—creating a brighter future for all Ohioans.

High-quality child care has a lifelong impact on our most at-risk kids by:

- Increasing school readiness and overall attainment rates
- Increasing lifelong earnings
- Decreasing likelihood of involvement in criminal activity
- Improving overall long-term health <sup>6</sup>

## THE BOTTOM LINE:

*By expanding eligibility to quality publicly funded child care, we can support working families, give children a better chance at breaking the cycle of poverty, and invest in Ohio's future economic prosperity.*

## SOURCES

1. Ohio Development Services Agency, Research Office. ["The Ohio Poverty Report: February 2018"](#)
2. Salaries determined by January 2018 [Federal Poverty Level Guidelines](#); Publicly Funded Child Care eligibility outlined in Ohio Administrative Code §5101:2-16-30(A)(2)(a)
3. Child care copay determined using Ohio Department of Job and Family Services ["Child Care Weekly Copayment Desk Aid"](#) (Effective October 1, 2017)
4. Infant child care determined by averaging the costs of center, accredited center, FCC, and accredited FCC infant child care costs in Ohio based on Child Care Aware USA's ["2017 State Child Care Facts in the State of Ohio"](#); Four year old child care determined by averaging the costs of center, accredited center, FCC, and accredited FCC four year old child care costs in Ohio based on Child Care Aware USA's ["2017 State Child Care Facts in the State of Ohio"](#)
5. **Housing costs** determined by the [2017 market rate](#) for a two-bedroom apartment in Franklin County, Ohio (\$886/month; \$10,632/year). Section 8 Housing vouchers were considered but not taken into account for this calculation because they are not an accessible option for most families.
6. **Food costs** were estimated using [Official USDA Food Plans: Cost of Food at Home at Four Levels](#), U.S. Average, February 2018. Estimate includes costs for "thrifty plan" (cheapest option) for a 1 year-old child (\$93.60/month), 4 year-old child (\$107.90/month), and female between the ages of 19-50 (\$164.20/month). This results in a total minimum monthly cost of \$365.70 and annual cost of \$4388.40. Families at 130% FPL qualify for SNAP benefits. No food costs were accounted for in "Other Living Expenses" at 130% FPL.
7. **Healthcare costs** for a mother at 200% FPL was calculated by determining the premium tax credit available to a mother of a 1 year-old and 4 year-old making \$41,560 (tax credit estimated to be \$79/month) and subtracting that from the least expensive available healthcare plan in Franklin County, Ohio ([MedMutual · Market HMO 7350](#) – OhioHealth at \$148.29/month) for a total monthly cost of \$69.26 and annual cost of \$831.48. A mother at 130% FPL and children at both 130% and 200% FPL qualify for medicaid. No healthcare costs were accounted for in "Other Living Expenses" at 130% FPL or for children at 200% FPL.
8. **Transportation costs** based on the current price of a [Central Ohio Transit Authority](#) pass (\$62/month)
9. HighScope ["Perry Preschool Study."](#)

**GroundworkOhio.org**

172 E. State Street, Suite 400 • Columbus, Ohio 43215  
Groundwork Ohio is a fiscally-sponsored project of Community Initiatives



@GroundworkOhio